

性格靈通 神話 SIMLO MYTHS

GOAL OF THE GAME

The Clue Giver plays Clues to help the Guessers find the Secret Card.

GET READY!

Choose one player to be the **CLUE GIVER**. The other Players will be the **GUESSERS**. The Clue Giver must then do the following:

1. Shuffle the deck and place it face down on the table to form a **DRAW PILE**.
2. Pick up 12 cards from the pile and secretly look at 1 of them. This will be the **SECRET CARD** that must be found by the Guessers!
3. Shuffle the 12 cards in your hand, then **LAY THEM OUT ON THE TABLE**, face up, in a 4 x 3 grid pattern.
4. Draw the top 5 cards from the draw pile to form a starting hand. These will be the **CLUES** you can give.



1

HOW TO PLAY

Simlo is a cooperative game: all players **WORK TOGETHER** to identify a **SECRET CARD** using a series of Clues. The game is played over 5 rounds.

1. PLAYING CLUES

The Clue Giver plays 1 Clue from their hand to help the Guessers find the Secret Card. Clues must be played **HORIZONTALLY**, next to the cards on display.

The characters shown on Clues should have something **SIMILAR** to one or more cards that the Clue Giver would like the Guessers to **REMOVE**.



APHRODITE



PANDORA



ARGUS

*Example: The Secret Card is **APHRODITE**. You could play **PANDORA**, to suggest to the Guessers that the characters to remove are mortals, have red hair, hold something in their hands, or have a green background. Or, you might play **ARGUS**, to point out that the characters to remove are male, monstrous, or have a threatening look.*

THE CLUE GIVER CANNOT SPEAK, MAKE GESTURES, NOR USE ANY OTHER METHOD TO COMMUNICATE WITH THE GUESSERS: THEY CAN ONLY PLAY CLUES ON THE TABLE.


Right after playing a Clue, the Clue Giver draws 1 card to refill their hand up to 5 CLUES.

2

2. GUESSING

The Guessers analyze the Clue and discuss **WHICH CARDS TO REMOVE**, using the information the Clue Giver gave them.

ATTENTION! If the Guessers **REMOVE THE SECRET CARD** at any point during the game, all players **IMMEDIATELY LOSE!**



HERACLES

JASON

*EXAMPLE: The Clue Giver plays **HERACLES**. The Guessers look at the cards on the table and begin to discuss. They think that the characters to remove could be male, human, wear something on their heads, or be a hero. They decide to remove **JASON**, since this card seems to have the most in common with Heracles.*

The number of cards to remove varies from round to round:


| ROUND | 1 | 2 | 3 | 4 | 5 |
|-----------------------|---|---|---|---|---|
| Nº OF CARDS TO REMOVE | 1 | 2 | 3 | 4 | 1 |

If **NONE** of the cards removed by the Guessers is the Secret Card, you can start the next round. **IF THE LAST CARD REMAINING AT THE END OF THE 5TH ROUND IS THE SECRET CARD, ALL PLAYERS WIN!**


3

HOW TO GIVE CLUES

The similarities between the characters depicted on the Clues and those on the cards to be removed are only limited by the Clue Giver's imagination... it will be up to the Guessers to understand what the Clue Giver is trying to suggest!




You may play **ARES** if you want the Guessers to remove gods, characters wearing helmets, or characters with unnatural eyes.



You may play **CIRCE** if you want the Guessers to remove humans, females, character holding something in their hands, or characters with magic powers.



You may play the **MEDUSA** if you want the Guessers to remove monsters, characters wearing armor, or characters with sharp teeth.



You may play the **MINOTAUR** if you want the Guessers to remove characters with horns, looking like animals, or cards with an orange background.

HOW TO PLAY WITH DIFFERENT DECKS OF CARDS

There are different versions of Similo! If you have more than one, you can combine **TWO DIFFERENT DECKS OF CARDS** to create new and interesting strategies!

Just choose two versions of Similo and use one as the **GUESSING DECK (A)** and the other as the **CLUE DECK (B)**.

RULE CHANGES

To play a game with 2 decks, follow the regular game rules with the following changes:

1. When you pick up the 12 cards to lay out on the table, use the **GUESSING DECK** (deck A, for example: **SIMILO: FABLES**). After this, this deck won't be used for the rest of the game.
2. Whenever you must **DRAW CLUES** (either when forming your starting hand or when replenishing it at the end of each round), always use the **CLUE DECK** (deck B, for example: **SIMILO: HISTORY**).



FLAT
RIVER
GROUP



栢龍玩具有限公司
Broadway Toys Limited
http://www.broadwaygames.com.hk
bw-hk@longshore.com.hk
Tel: +852 23631998

Copyright © 2023 Broadway Toys Limited. All Rights Reserved.

ADVANCED VARIANT

The **ADVANCED VARIANT** of the game will force you to make more complex reasonings, but it also makes it slightly easier to win.

This variant plays just like a regular game, with one exception; when the Clue Giver plays Clues, they can play them **HORIZONTALLY** or **VERTICALLY**:

HORIZONTAL CLUES - characters on Clues played horizontally have something **SIMILAR** to one or more cards to be removed, just as usual.

VERTICAL CLUES - characters on Clues played vertically have something **DIFFERENT** from one or more cards to be removed.

*EXAMPLE: The Clue Giver must lead the Guessers to identify **HERA**. They could play **TYCHE** vertically, to imply that the characters to remove are not women, not goddesses, wear nothing on their heads, or have not a graceful appearance.*

CREDITS

GAME DESIGN: Hjalmar Hach, Pierluca Zizzi, Martino Chiacchiera

ARTWORK: Naiade

ART DIRECTION: Lorenzo Silva

GRAPHIC DESIGN: Noa Vassalli, Rita Ottolini

RULEBOOK: Alessandro Pra', Laura Severino, Renato Sasdelli

EDITING: William Niebling, Alessandro Pra'

PROOFREADING: William Niebling

PROJECT MANAGER: Andrea Lugli

PRODUCTION MANAGER: Ylenia D'Abundo

© 2019-2023 HORRIBLE GAMES.

HORRIBLE GUILD, SIMILO, and their logos are trademarks of HORRIBLE GAMES s.r.l.

